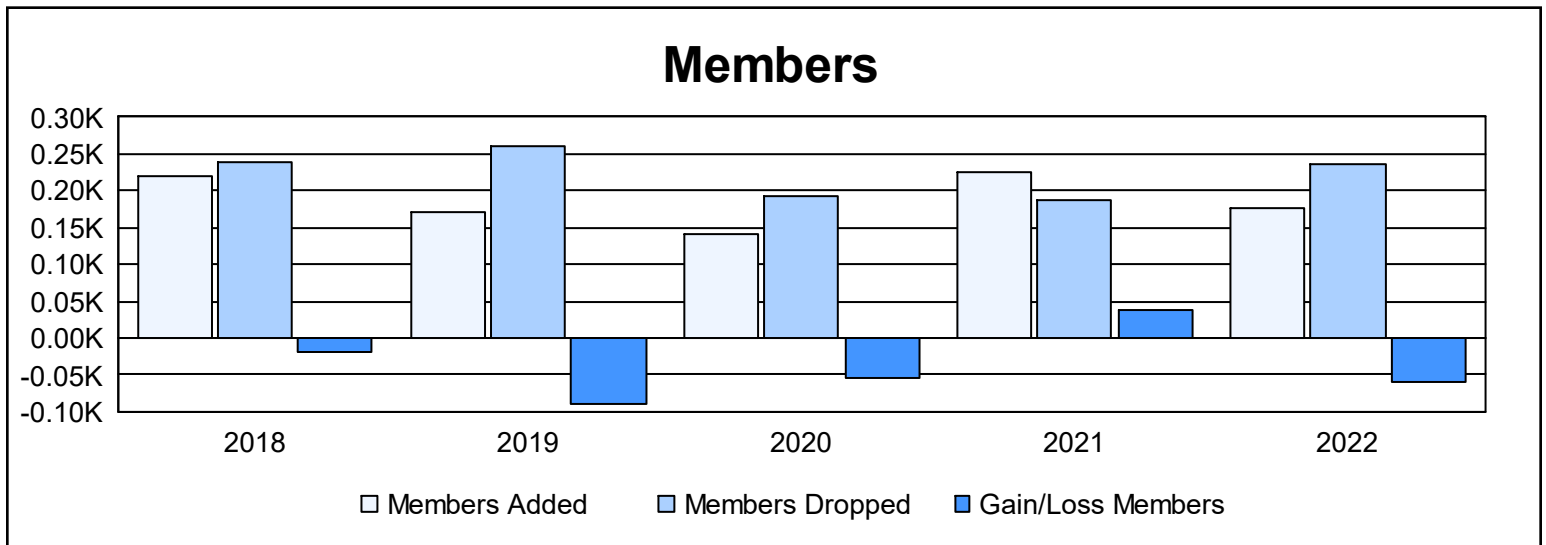
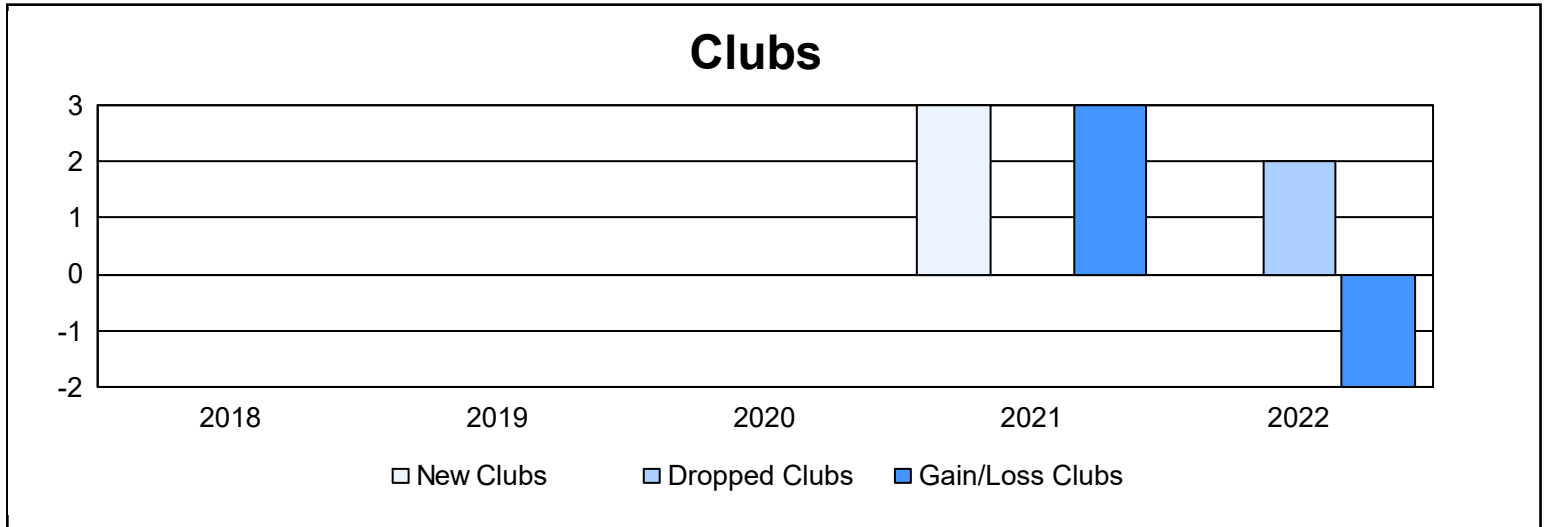
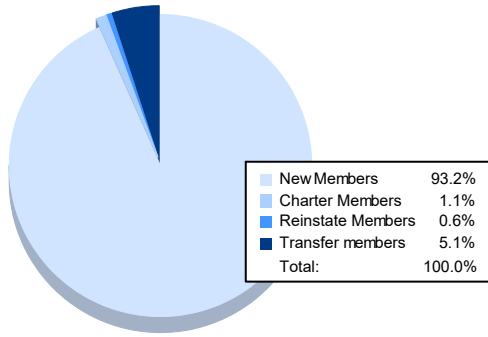


Year	New Clubs	Dropped Clubs	Gain/ Loss Clubs	New Members	Charter Members	Reinstate Members	Transfer Members	Total Member Added	Total Members Dropped	Gain/ Loss Members
2017-2018	0	0	0	209	0	5	6	220	240	-20
2018-2019	0	0	0	155	1	10	6	172	261	-89
2019-2020	0	0	0	133	1	5	1	140	194	-54
2020-2021	3	0	3	129	87	5	3	224	186	38
2021-2022	0	2	-2	165	2	1	9	177	236	-59
<b>Average</b>	<b>1</b>	<b>0</b>	<b>0</b>	<b>158</b>	<b>18</b>	<b>5</b>	<b>5</b>	<b>187</b>	<b>223</b>	<b>-37</b>



### Membership Composition June 2022 Cumulative



### Gender Composition June 2022 Cumulative

